



SHAPING THE FUTURE OF ENERGY NETWORKS





OPERATIONAL GUIDE

REGISTRATION and LOGIN	2
SUBMIT YOUR IDEA	3
MENU	5
DRAFT IDEA	6
SUPPORT	7

REGISTRATION and LOGIN

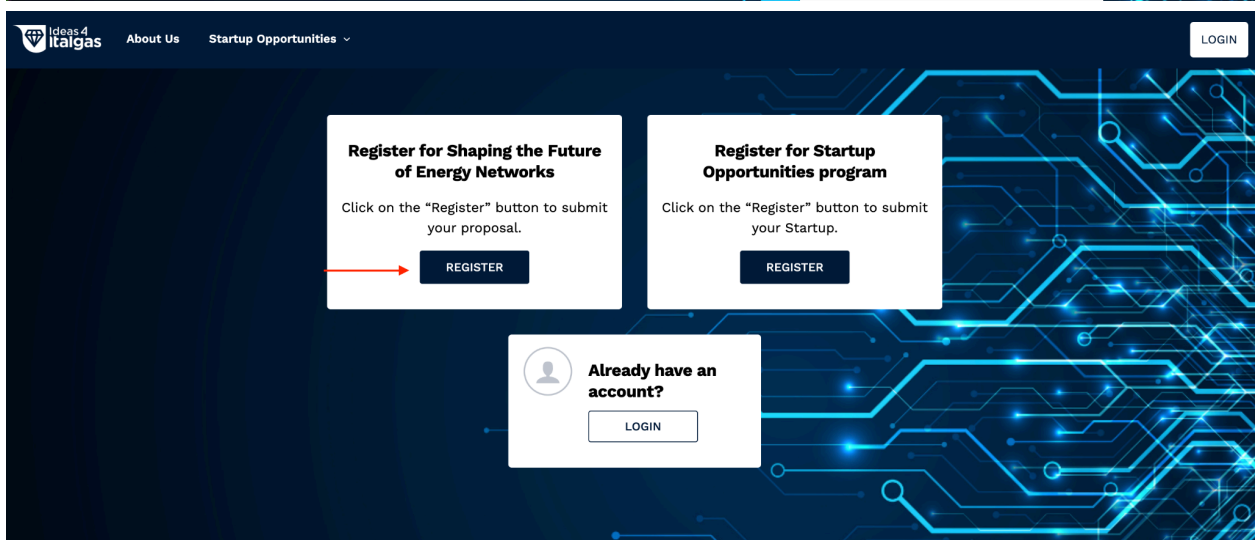
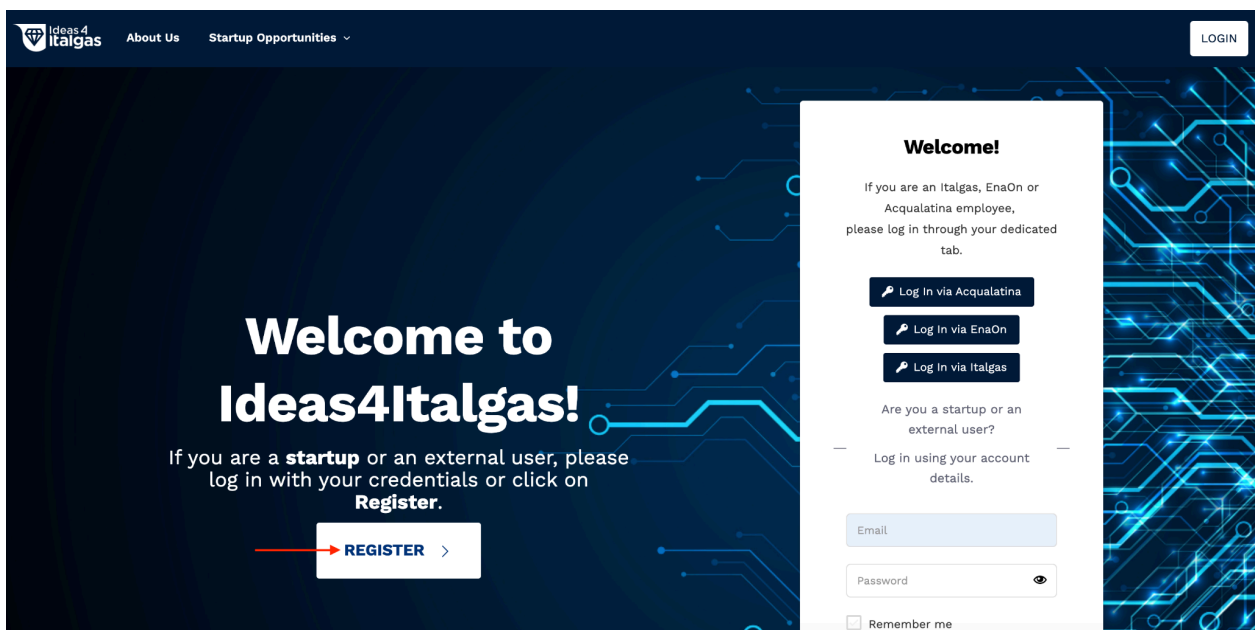
If this is your first time accessing the platform, you must first create an account by clicking the “Sign up” button or by going directly to this link:

<https://ideas4italgas.italgas.it/en/registration>

If you already have an account, you can access the **Ideas4Italgas** platform via the following link:

<https://ideas4italgas.italgas.it/en/login/page>

Once the page is open, log in by entering your credentials.



SUBMIT YOUR IDEA

After logging in, go to the **Challenge page**

(<https://ideas4italgas.italgas.it/en/page/shaping-the-future-of-energy-networks-it-en>).

To submit an idea, click the **“Submit your idea”**.

*If you have reached this page directly, click on **“Submit your idea”** to be redirected to the registration page and then to the application form.*



After clicking on **“Submit your idea”**, you will be redirected to the form where you can enter all the information about the idea you want to submit.

Startup name *

300 chars

Logo

Upload only files of the following formats: gif, jpeg, jpg, png, bmp, psd



Company type *

(Tipo di azienda *)

- Work Group (startup not incorporated)
- Startup
- Scale-up
- SME
- Enterprise

Website *

(Sito web *)

http://www.website.com

Fields marked with an **asterisk (*)** are **mandatory** and must be filled in to submit the idea. If you do not yet have all the information, simply click **“Save to Draft”** at the end of the form to save the draft and complete it later.

If you have filled in all the required information, click “**Submit**” to submit the idea.

SAVE TO DRAFT

SUBMIT

After submitting, you will be redirected to your idea’s page, where all the information you entered will be visible, as shown in the example below.

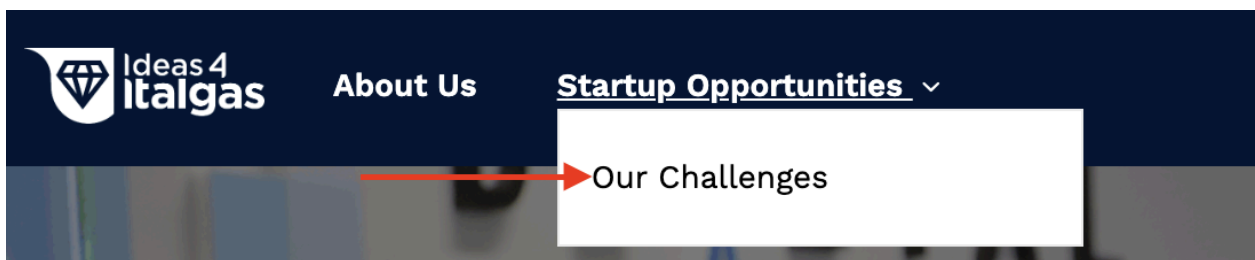
You will also receive a notification email confirming that your application has been submitted.

 <h2 style="margin: 0;">Guida Operativa</h2>	
<p>Website</p> <p>ideas4italgas.italgas.it</p> <p>Referent</p> <p>Nome e Cognome del referente</p> <p>Address</p> <p>Via Mario Rossi 1, MILANO, Italy</p>	<p>Company type Startup</p> <p>Team Members 1-5</p> <p>Startup Maturity level Product on the Market</p> <p>Product Technology Readiness Level 1 - Basic Principle Observed</p> <p>Brief Breve descrizione della Startup</p> <p>Product / service brief description Breve descrizione del prodotto/servizio</p> <p>Project thematic areas Network design / Progettazione delle reti</p> <p>Main focus area</p> <ul style="list-style-type: none"> • Resilient Grid <ul style="list-style-type: none"> ◦ Autonomous network management / Gestione autonoma della rete


MENU

If at any time you wish to return to the challenge page, select from the top menu “**Startup Opportunities**” → “**Challenge**”.

You will access the page listing all open challenges, where you will also find “Shaping the Future of Energy Networks”. (<https://ideas4italgas.italgas.it/en/custom/challenges/directory>)



Then, click on “Read more”



EXTERNAL

OPEN NOW

Shaping the Future of Energy Networks

The program aimed to promote the search for innovative solutions and technologies capable of improving network resilience and supporting the country's decarbonization.

READ MORE 

APPLY

DRAFT IDEA

If you have started filling in the form and saved your idea as a draft, to edit it you need to:

- open the user menu



- click on **My Submission** to open the page with all draft ideas in your account (<https://ideas4italgas.italgas.it/en/profile/my/submissions>);
- click on the three dots and select **Edit**

TS Test ShapingFuture
testshapingfuture@mailinator.com

My Submission ←

Manage account

Logout

Submissions sent

Name	Submission Date	Last Updated	Status	Actions
Guida Operativa	30 Apr, 2026 11:11	30 Apr, 2026 11:20		View Edit



SUPPORT

If you need support, you can contact us by writing to lorenzo.cavedini@skipso.com.